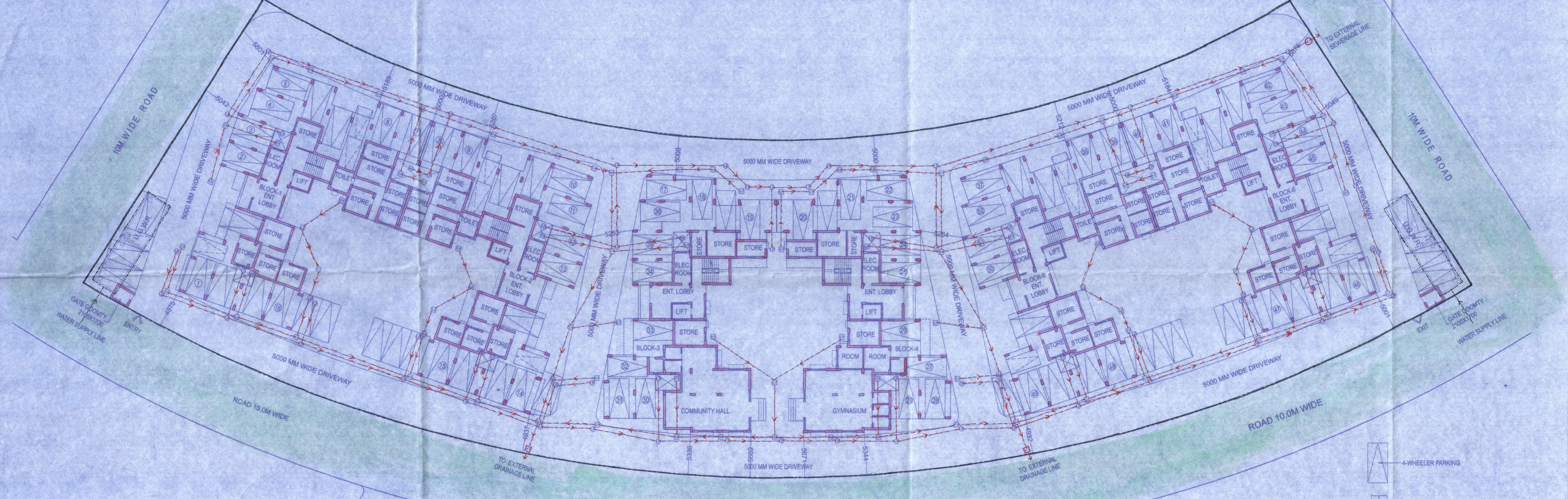

DRAINAGE AND SEWERAGE LAYOUT PLAN
SCALE= 1 : 200

4-WHEELER PARKING
2-WHEELER PARKING

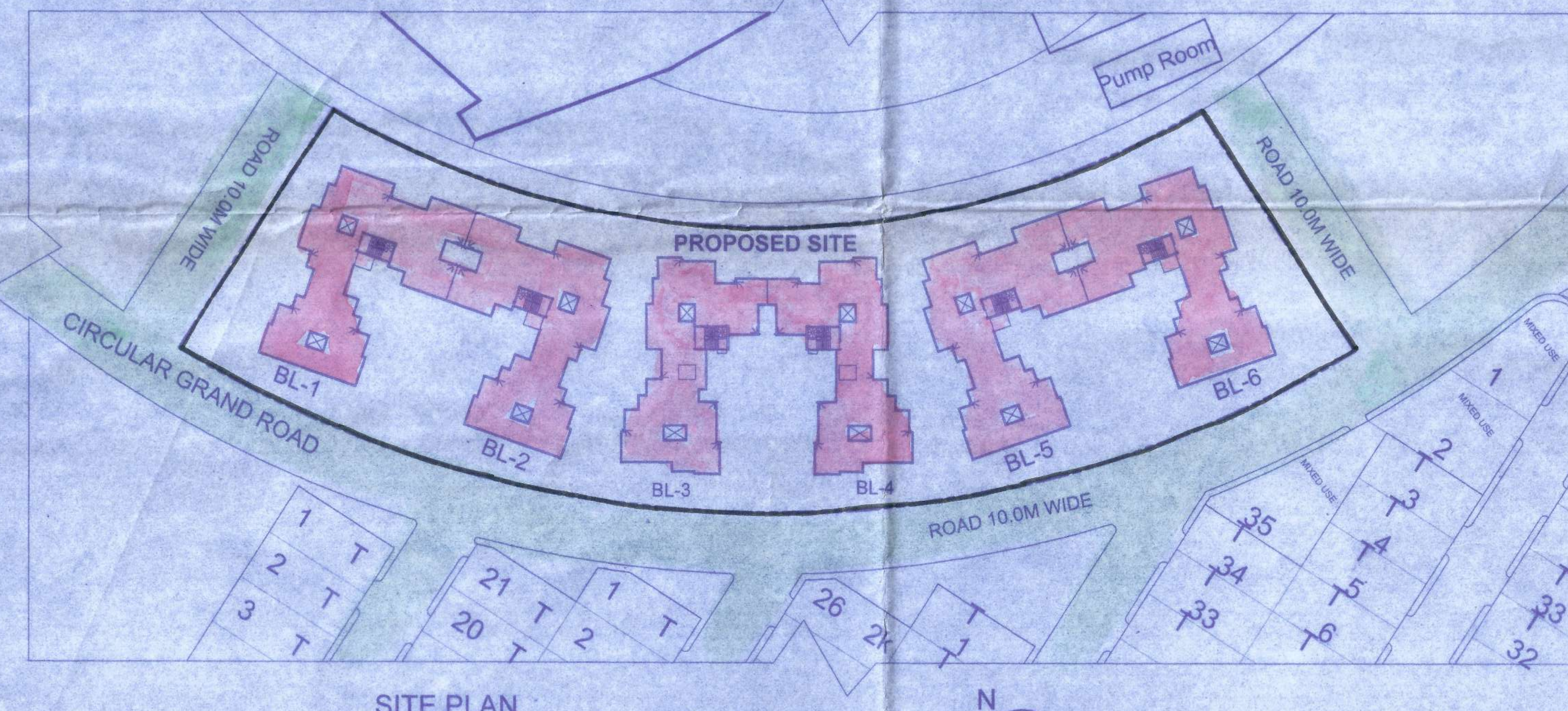

SITE PLAN
SCALE= 1:600

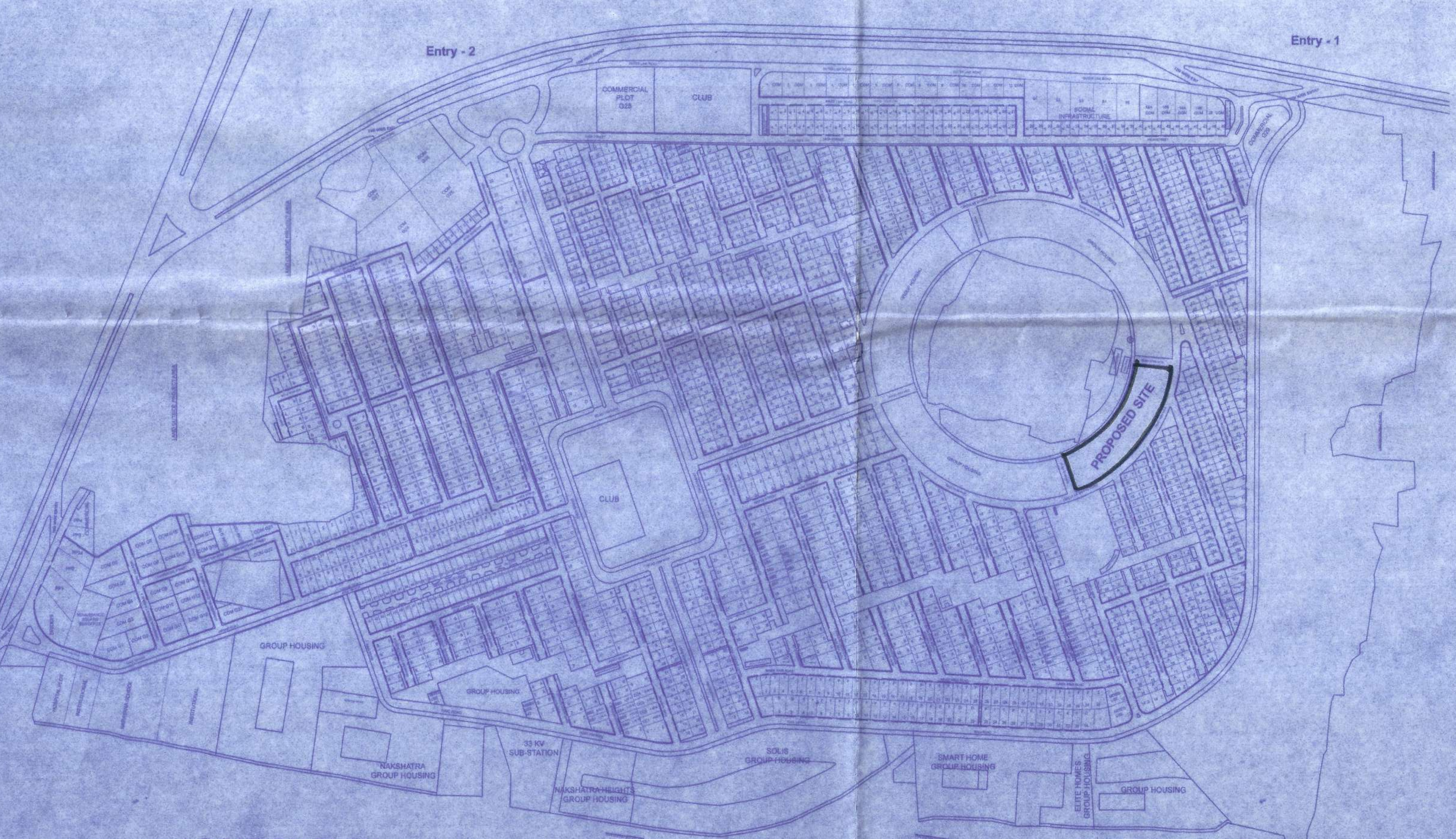

LOCATION PLAN
SCALE= 1:4000

AREA STATEMENT

1. LAND AREA : 6764.20 SQ.M.
2. PERMISSIBLE GROUND COVERAGE (45%) : 3043.891 SQ.M.
3. PROPOSED GROUND COVERAGE (40.31%) : 2726.364 SQ.M.
4. PROPOSED HEIGHT : 14.975 M (G+4)

5. RESIDENTIAL : TENAMENT AREA OF TYPICAL FLOOR (FIRST TO FOURTH)

BLOCK NAME	TENAMENT SIZE (SQ.M.) FLAT A	FLAT B	FLAT C	FLAT D	FLAT E	FLAT F	FLAT GROUP 50-75	75-100	REQUIRED CAR PARKING
	SQ.M.	SQ.M.	SQ.M.	SQ.M.	SQ.M.	SQ.M.			
BLOCK 1	80.488	80.366	61.451	77.297	62.608	62.038	12	12	9
BLOCK 2	80.488	80.366	61.451	77.297	62.608	62.038	12	12	9
BLOCK 3	79.431	80.640	61.122	61.867	61.327	NIL	12	8	7
BLOCK 4	79.431	80.640	61.122	61.867	61.327	NIL	12	8	7
BLOCK 5	80.488	80.366	61.451	77.297	62.608	62.038	12	12	9
BLOCK 6	80.488	80.366	61.451	77.297	62.608	62.038	12	12	9
									50

6. ASSEMBLY :

COMMUNITY HALL AT GROUND FLOOR (BLOCK - 3)	(IN SQ.M.)	102.071	182.305	2
GYMNASIUM AT GROUND FLOOR (BLOCK - 4)	(IN SQ.M.)	80.234		

7. F.A.R. CALCULATION :

BLOCK - 1, 2, 5 & 6

FLOOR	TOTAL COVERED AREA	CUT-OUT STAIR DUCT	LIFT WELL	SHAFT	NET COVERED AREA	EXEMPTED AREA STAIR+ST AIR LOBBY	LIFT LOBBY	NET FLOOR AREA
	SQ.M.	SQ.M.	SQ.M.	SQ.M.	SQ.M.	SQ.M.	SQ.M.	SQ.M.
GROUND FLOOR	456.227				456.227	13.365	3.000	439.862
FIRST FLOOR	472.407		4.348	0.302	467.758	13.365	3.000	451.393
SECOND FLOOR	472.407		4.348	0.302	467.758	13.365	3.000	451.393
THIRD FLOOR	472.407		4.348	0.302	467.758	13.365	3.000	451.393
FOURTH FLOOR	472.407		4.348	0.302	467.758	13.365	3.000	451.393
TOTAL	2345.855		17.390	1.208	2327.257	66.825	15.000	2245.432

BLOCK - 3 & 4

FLOOR	TOTAL COVERED AREA	CUT-OUT STAIR DUCT	LIFT WELL	SHAFT	NET COVERED AREA	EXEMPTED AREA STAIR+ST AIR LOBBY	LIFT LOBBY	NET FLOOR AREA
	SQ.M.	SQ.M.	SQ.M.	SQ.M.	SQ.M.	SQ.M.	SQ.M.	SQ.M.
GROUND FLOOR	407.826				407.826	13.365	3.000	391.461
FIRST FLOOR	388.026	0.900	4.348	0.320	382.459	13.365	3.000	366.094
SECOND FLOOR	388.026	0.900	4.348	0.320	382.459	13.365	3.000	366.094
THIRD FLOOR	388.026	0.900	4.348	0.320	382.459	13.365	3.000	366.094
FOURTH FLOOR	388.026	0.900	4.348	0.320	382.459	13.365	3.000	366.094
TOTAL	1959.930	3.600	17.390	1.280	1937.660	66.825	15.000	1855.835

BLOCK NAME	TOTAL COVERED AREA	CUT-OUT	NET COEVERED AREA	EXEMPTED AREA	NET FLOOR AREA	STAIR HEAD ROOM
	SQ.M.	SQ.M.	SQ.M.	SQ.M.	SQ.M.	SQ.M.
BLOCK 1	2345.855	18.598	2327.257	81.825	2245.432	17.096
BLOCK 2	2345.855	18.598	2327.257	81.825	2245.432	17.096
BLOCK 3	1959.930	22.270	1937.660	81.825	1855.835	18.628
BLOCK 4	1959.930	22.270	1937.660	81.825	1855.835	18.628
BLOCK 5	2345.855	18.598	2327.257	81.825	2245.432	17.096
BLOCK 6	2345.855	18.598	2327.257	81.825	2245.432	17.096
TOTAL	13303.280	118.932	13184.348	490.950	12693.398	105.640

8. TOTAL REQUIRED CAR PARKING : 52 NOS.
9. TOTAL PROPOSED CAR PARKING (COVERED) : 52 NOS.
10a. EXTRA CAR PARKING (COVERED) : 20 NOS.
10b. EXTRA CAR PARKING (OPEN) : 20 NOS.
10c. TOTAL EXTRA CAR PARKING : 40 NOS.
11a. EXTRA TWO-WHEELER PARKING (COVERED) : 8 NOS.
11b. EXTRA TWO-WHEELER PARKING (OPEN) : 6 NOS.
11c. TOTAL EXTRA TWO-WHEELER PARKING : 14 NOS.
12. PERMISSIBLE AREA FOR CAR PARKING : 25 SQ.M. X 52 = 1300
13. PROPOSED ACTUAL AREA FOR CAR PARKING : 1468.600 SQ.M.
14. PERMISSIBLE F.A.R : 2.5
15. PROPOSED F.A.R : (12693.398-1300) / 6764.2 SQ.M. : 1.684

SCHEDULE OF DOORS & WINDOWS:

SCHEDULE OF DOORS DOOR MKD.	WIDTH	HEIGHT	SCHEDULE OF WINDOWS WIND. MKD.	WIDTH	HEIGHT
D1	2000	2150	W1	1800	1350
D2	1100	2150	W2	1500	1350
D3	900	2150	W3	1200	1350
D4	750	2150	W4	1000	1100
			W5	600	700

SPECIFICATION:

1. SPECIFICATION OF MATERIAL & WORKMAN FOLLOWS N.B.C. 2016
2. GRADE OF STEEL Fe500 & GRADE OF CONCRETE M20.
3. 230TH. & 115TH. BRICK WORK WILL BE MADE OF FLYASH BRICK (IN CEMENT SAND MORTER 1:5 & 1:4 RESPECTIVELY).
4. 25TH. D.P.C. (1:2:4) WITH WATER PROOFING COMPOUND
5. PLAIN CEMENT CONCRETE (1:3:6)
6. PLASTERING WITH CEMENT SAND MORTER (1:5) FOR BRICK WORKS & R.C.C. WORKS.
7. AVG.75 MM THICK SCREED CONCRETE FOR ROOF TREATMENT.
8. LIFT WALL ARE 150TH. R.C.C. WALL
9. ALL FLOORS ARE MADE OF TILE/MARBLE.

THE STRUCTURAL DESIGN AND DRAWINGS OF BOTH THE FOUNDATION AND THE SUPER STUCTURE OF THE BUILDING HAS BEEN DESIGNED BY ME CONSIDERING THE SOIL TEST REPORT SUBMITTED BY ASSOCIATED FOUNDATION ENGINEERS AND ALSO CONSIDERING ALL POSSIBLE LOADS, SEISMIC LOADS AND THE MOMENTS GENERATED BY THE PROPOSED STRUCTURE AS PER B.I.S AND THE NATIONAL BUILDING CODE OF INDIA AND CERTIFIED RESPECT AND THIS REVISIONS SHALL BE ADHERED TO DURING THE CONSTRUCTION. THAT IT IS SAFE AND STABLE IN ALL RESPECT.

K. Sengupta
KOUSHIK SENGUPTA
B.E. (CIVIL), M.E. (STRUCTURE)
E. S. E-176 (K.M.C.)

SIGNATURE OF STRUCTURAL ENGINEER

Ar. Debranjan Chanda
B. Arch, MTRP, AIIA, AITP
Reg. Architect & Town Planner
Reg. No.: CA/2003/31582

SIGNATURE OF ARCHITECT

BELKASH GRAM PANCHAYAT /
BURDWAN-I PANCHAYAT SAMITI

05.06.2024
Junior Assistant Town Planner,
Burdwan Development Authority
Burdwan

10.06.24
Assistant Town Planner
Burdwan Development Authority
Purba Bardhaman

BURDWAN DEVELOPMENT AUTHORITY

BDA — Burdwan Development Authority

"Development Permission is approved u/s 46 of West Bengal Town and Country (Planning and Development) Act, 1979 by BDA vide Memo No. 2212/B.D.A. 5/6/24 [illegible]"

Certificate vide Memo No. 2212/B.D.A. dated 05/6/24

DEVELOPER:
SHRACHI BURDWAN DEVELOPERS PVT LTD.

PROJECT NAME:
PROPOSED G+4 STORIED RESIDENTIAL BUILDING AT RENAISSANCE TOWNSHIP
R.S / L.R 75(P), 76(P), 77(P), 78(P), 133(P), 138(P), 139(P), 140(P), 137(P), MOUZA -KANTRAPOTA,L.R KHATIAN NO. 361
J.L NO. 28,J.L. - 16, DIST.- EAST BURDWAN, WEST BENGAL

ARCHITECT:
AIM Studio
Architecture . Interior Design . Master Planning
Floor-1 | Plot FB 4 | Raidanga Main Road (E) | Kolkata-107
M- +91 9433 20 5546 T- +91 33 4000 6400
E- aimstudio1@gmail.com W- www.aimstudio.in

DRAWING TITLE:
DRAINAGE AND SEWERAGE LAYOUT PLAN, SITE PLAN & LOCATION PLAN

SCALE	AS MENTIONED	DRAWN	P.D.	DRAWING NO.
DATE	18.08.2023	CHKED	D.C.	BURDWAN/GH/ARCH-01

BUILDING PERMISSION / NOC ISSUED VIDE
ONLINE DOCKET [illegible] DT. 11.07.2024
VALID UPTO 30/7/2027

Assistant Engineer
Purba Bardhaman Zilla Parishad

District Engineer
Purba Bardhaman Zilla Parishad

OFFICE OF THE ZILLA PARISHAD, PURBA BARDHAMAN